


DOLLAMUR[®]
SPORT SURFACES

FLEXI-Roll[®] with FLEXI-Connect[®]


VINYL SPORTS MATS

Setup, Care and Handling



FLEXI-CONNECT[®]

No tape required with FLEXI-Connect by Dollamur



CAUTION: This booklet is for the FLEXI-Roll series of Dollamur mats only. If you have the Standard non-FLEXI-Roll series of Dollamur mats, please consult the appropriate booklet. Please read all Care and Warning BEFORE installing mats.


www.dollamur.com



WARNING For Your Safety

We urge you to carefully read and consider the product safety warning section that follows. It is included to increase your awareness of the precautions that must be enforced in your gymnasium or sports facility to reduce the possibility of injury.

Any activity involving motion, height, speed, rotation, and/or physical contact creates the possibility of serious injury, including paralysis and even death from landing or falling on the neck, head, back or other parts of the body. This mat **DOES NOT** eliminate this hazard. Users assume a risk of serious injury in using this product. Users should strictly adhere to the following guidelines at all times:

1. Use this mat **ONLY** with proper training and under the supervision of a qualified instructor. Use of this mat without proper supervision, proper training, proper spotting equipment and/or trained spotters can be **DANGEROUS** and **SHOULD NOT** be undertaken or permitted.
2. Always allow enough space to properly and safely perform the chosen maneuvers.
3. Perform all maneuvers so as to avoid contact with instructors, bystanders, or other users, and to avoid going outside the perimeter of this mat.
4. Inspect the mat prior to and after any use. Inspect the mat for damage, defects or wears, including tears and flattening of the energy absorbing materials. Additionally mat protection may vary according to room temperature and age. Damaged products should be repaired or replaced immediately. If in doubt, do not use this product.
5. Mats can move during use. Before each use always check the mat for proper positioning and ensure mat is safely secured together. Read the owner manual before initial use.
6. Under no circumstances should this mat be used as a landing mat.
7. Know your own limitations and the limitations of this product. Follow progressive learning techniques and always consult an instructor.
8.  Frequently clean mats using Dollamur mat cleaning products or other disinfectants to prevent skin infections. **DO NOT USE BLEACH** as it will cause harm and void warranty. Visit www.dollamur.com approved cleaner.

Dollamur Sport Surfaces

1734 East El Paso Street, Ste. 110 | Fort Worth, TX 76102-6770
817-534-3344 | 800-520-7647
www.dollamur.com

FLEXI-Roll® Care and Maintenance



TEMPERATURE WARNING

Unlike conventional mats, the FLEXI-Roll® series does require a minimal temperature acclimatization period after transport or storage. Once the mat is shipped or taken out of storage, it is immediately ready for assembly in an open area. When fitting to a custom area, allow 2 hours for the mat to relax before cutting to size. The rolls should be used only after they have reached room temperature. Dollamur mats are recommended for indoor use only and exposure to direct sunlight could damage the mat and void the warranty.



DAMAGE TO ROLLS

Due to the way the mat is stored, with the foam on the outside protecting the vinyl, use care when transporting and storing the rolls. The mats should be stored away from any potential puncture risk and should be handled cautiously when transporting through doorways and around other obstacles. Mats should be stored upright on a smooth, flat surface. Should your rolls incur minor damage due to misuse or vandalism, contact your Dollamur representative for assistance.

ACCESSORIES



GENUINE DOLLAMUR Concentrated Professional Mat Cleaner

CS-CLEANER-QT **One Quart Bottle** (Makes 16 gallons of cleaner)

CS-CLEANER-GAL **One Gallon Bottle** (Makes 64 gallons of cleaner)

Dollamur Mat Cleaner is a one-step disinfectant that is effective against a broad spectrum of bacteria, is virucidal including HIV-1, HCV & HBV and inhibits the growth of mold and mildew and their odors when used as directed. Cleans, disinfects, and deodorizes your mats in one easy step. Just two ounces mixed with water makes a gallon of mat cleaner.

Manufacturer recommends cleaning mats daily immediately after use with Genuine Dollamur Cleaning products. Use of other products could damage the mat and void the manufacturer's warranty.



Dollamur Mop Kit

CS-KIT24 24" Wide Mop Kit
 CS-KIT48 48" Wide Mop Kit
 CS-KIT60 60" Wide Mop Kit

Includes: 1 Mop, 2 Dry Pads,
 1 Wet Pad, 1 Quart Cleaner



Mop

CS-MOP24 24" Wide Mop
 CS-MOP48 48" Wide Mop
 CS-MOP60 60" Wide Mop

* Pads not included



Microfiber Mop Pads - Wet or Dry

CS-DRYPAD24 24" Dry Mop Pad
 CS-WETPAD24 24" Wet Mop Pad
 CS-DRYPAD48 48" Dry Mop Pad
 CS-WETPAD48 48" Wet Mop Pad
 CS-DRYPAD60 60" Dry Mop Pad
 CS-WETPAD60 60" Wet Mop Pad



Storage Straps

BLK

ACC-STRAP-BLK-10



STORAGE BAG

Colors: BLK

SKU: ACC-BAG-BLK-8




Clear Mat Tape - 3pk or Case

TC-3IN-3PACK 3" Wide Clear Mat Tape
 TC-4IN-4PACK 4" Wide Clear Mat Tape
 TC-3IN-24PACK 3" Wide Clear Mat Tape
 TC-4IN-18PACK 4" Wide Clear Mat Tape

FLEXI-Connect® Care and Handling Guidelines


1 Roll up your FLEXI-Connect® mat by hand separating the hook and loop and rolling up one roll at a time.


 **NEVER** forcibly jerk or pull apart the rolls as this can cause the hook and loop to tear away from the mat.

2 Always store your FLEXI-Connect® mat with the flaps away from objects to minimize potential damage.



NEVER stand a FLEXI-Connect® roll upright with the flaps on the ground.


NEVER stack an object on top of a FLEXI-Connect® roll when upright.


Ensure FLEXI-Connect® rolls have space between them when lying sideways.



FLEXI-Connect® rolls standing with flaps up and with flaps away from other objects.

3 Follow Dollamur FLEXI Roll® care and handling guidelines for cleaning and maintaining your mats. Learn more at www.dollamur.com 

 **BE AWARE THAT YOUR MAT WARRANTY IS VOIDED IF CARE AND HANDLING GUIDELINES ARE NOT FOLLOWED.**

FLEXI-Connect[®] Setup Guidelines

1 Select edge roll from your mat that does not have a flap (roll #1 starting from left to right).

2 Always ensure your starting roll is properly squared. Otherwise, you may have a stair-stepped mat.

3 Place the adjacent roll on top of the starting roll, so that about 2 – 4" of the starting roll skive side is covered by the adjacent roll. This allows you to align the two mats before attaching the hook and loop. Position the two rolls so that the ends and any logos or paint markings are aligned.

4 Next, slowly move the adjacent roll so that the flap nests into the skive section.

5 Finally, go along the rolls and firmly press the flap into the loop side ensuring the flap is flush with the skived loop side.




There should be no visible gap or flap overhang between the two rolls at the FLEXI-Connect[®] seam. If there is a visible gap or flap overhang, realign the adjacent roll until the flap and skive side fit properly.

6 Once the roll has been properly aligned with the edge mat, begin steps 3–5 again until the mat is finished.



BE AWARE THAT YOUR MAT WARRANTY IS VOIDED IF SETUP GUIDELINES ARE NOT FOLLOWED.

Step 1 & 2



Step 3




Step 4



Step 5




FLEXI-Connect[®] Setup Additional Notes



Properly setup FLEXI-Connect[®] mat with flush seam and without any seam gaps.



Improperly setup FLEXI-Connect[®] mat with overlapping seam.



Improperly setup FLEXI-Connect[®] mat with a gap in seam.



Always roll your FLEXI-Connect[®] mat by hand separating the hook and loop sections if you plan to store the rolls.

FLEXI-Connect[®] Setup Additional Notes



NEVER pull apart your FLEXI-Connect[®] mat by pulling on the side of the roll.



NEVER pull apart your FLEXI-Connect[®] mat by pulling on the corners of the roll.



DOLLAMUR LIMITED WARRANTY

Dollamur Sport Surfaces (“Dollamur”) offers a limited warranty on all of its products (“Dollamur Warranty”). The Dollamur Warranty period for each type of product is as follows:

<u>Dollamur Product Type</u>	<u>Warranty Period</u>
Custom Vinyl Sports Mats	5-Year Limited Warranty <ul style="list-style-type: none"> • 100% replacement in years 1, 2, 3 • 50% replacement in year 4 • 25% replacement in year 5
Swain Martial Arts Mats	10-Year Limited Warranty <ul style="list-style-type: none"> • 100% replacement in years 1, 2, 3 • 50% replacement in year 4 • 40% replacement in year 5 • 30% replacement in year 6 • 20% replacement in year 7 • 10% replacement in years 8, 9, 10
GymTurf Indoor Sports Turf	3-Year Limited Warranty <ul style="list-style-type: none"> • 100% replacement in year 1 • 66.7% replacement in year 2 • 33.3% replacement in year 3
Carpet-bonded Sports Mats	3-Year Limited Warranty; 100% replacement

Dollamur warrants that its products will be free from defects in materials or workmanship with proper installation and normal use and care for the warranty period stated above.

The Dollamur Warranty is only valid if:

- The mat was received and installed in full accordance with the Care & Handling Manual provided with the mat delivery and available online at www.dollamur.com; and,
- The mat has been subjected to normal use for which the mat was intended, and the mat has been cared-for on a regular basis per the Care & Handling Manual instructions; and,
- The mat has not been subjected to vandalism, misuse, neglect, accident, extended improper storage, nor has the mat been altered in any way.

The Dollamur Warranty is subject to normal wear and tear of the mat with normal use. The Warranty does not cover any cosmetic changes to the mat, such as scuff marks, denting or compression from handling or storage, and any fading or marring of the mat.

The FLEXI-Connect® system falls fully under the Dollamur Warranty; except, however, the Dollamur Warranty does NOT cover damage to the FLEXI-Connect® system due to improper handling of the mat.

Return and replacement freight of any valid warranty claim is covered as follows:

- Dollamur will pay 100% of the return and/or replacement freight if the valid warranty claim is made during the first year after the mat was purchased;
- Dollamur will pay 50% of the return and/or replacement freight if the valid warranty claim is made during the second or third years after the mat was purchased;
- The customer is responsible for paying all return and/or replacement freight after the third year following the date the mat was purchased.

Dollamur reserves the exclusive right to consider all warranty claims submitted by its customers and to make warranty claim decisions on a case-by-case basis in its sole discretion.